

Ordering Instructions

Ordering is easy:

1) Click on "ORDER NOW"



2) Select your school (choose province, city and then select your school)

SELECT YOUR SCHOOL

Select Province: Select City: Select School:

You will be brought to the menu page to view items. Hit "Go To Place Order Page"

DECLINING BALANCE
Minimum Purchase amount

10 MEAL CARD
For those who wish not to pre-order menu items online but enjoy the convenience of not having to send in money daily.

20 MILK CARD
20 small white milke

MENUS

Sun SEP 9 Mon SEP 10 Tue SEP 11 Wed SEP 12 Thu SEP 13 Fri SEP 14 Sat SEP 15

(Click on a date to view what is available to order online this week)

Tamarac Education Centre Cafeteria - Wednesday, September 12, 2012 [Print Menu](#)

Main Courses
Soft Beef Taco Mexican Rice Corn Kernels
Rice Bowl

Other
3 Cheese Pizza
Pepperoni Pizza
Garlic Finger
1/2 Garlic Finger

[GO TO PLACE ORDER PAGE](#)

3) Add your child(ren) that will be receiving an order at this school.

1. ADD CHILDREN TO ORDER

#	First	Last	Grade	HR Teacher	Room #	Total(\$)	Ordering options
1.	Paul	Summer	2	Smith		\$0.00	Edit Delete <input type="text" value="--- Select ---"/> <input type="button" value="Go"/>

Total: \$0.00

Add a Child to this order:

First name:

Last name:

Grade:

Homeroom Teacher:

Room #:

4) There may be different ordering options available for your school. Choose the option you wish to use and hit go.

If you have children at **different schools** you will need to place a separate order for each child after choosing their school. Payments will be made separately as well.

1. ADD CHILDREN TO ORDER

#	First	Last	Grade	HR Teacher	Room #	Total(\$)	Ordering options		
1.	Randy	Hill			Pearl	\$0.00	Edit	Delete	--- Select --- <input type="button" value="Go"/>
2.	Sarah	Hill			Frank	\$0.00	Edit	Delete	--- Select --- <input type="button" value="Go"/>
Total:						\$0.00			

Add a Child to this order:

First name

Last name

--- Select --- **3**

--- Select --- **1** →

Select Meal Days **2**

Add Declining Balance

Add a Meal Card

Select Meal Days (for pre-ordered meal items)

4a) On the ordering page click on the squares next to the dates that you wish to order from. Then choose the menu items under this date that you wish to order.

If you need to make a correction simply click on the item/date you have already chosen and it will deselect your choice.)

	Wednesday	Thursday	Friday
1 Select the date you wish to order for	<input checked="" type="checkbox"/> 13	<input checked="" type="checkbox"/> 13	<input checked="" type="checkbox"/> 14
2 Select the main course item if applicable	<p>Main Course Choice</p> <input type="checkbox"/> Theme Meal (\$4.65)	<p>Main Course Choice</p> <input checked="" type="checkbox"/> 6 inch Sub or Wrap Apple Slices or Baked Chips (\$4.65)	<p>Main Course Choice</p> <input type="checkbox"/> -- Sub or
Skip step 2 and 3 if you wish not order a main course and proceed to order from other categories	<p>Other Choice</p> <input checked="" type="checkbox"/> 3 Cheese Pizza (\$2.95)	<p>Other Choice</p> <input checked="" type="checkbox"/> -- Wrap 3	<p>Other Choice</p> <input checked="" type="checkbox"/> -- Turkey or 3
	<p>Drink Choice</p> <input checked="" type="checkbox"/> 500 ml Water (\$1.50)	<p>Other Choice</p> <input type="checkbox"/> -- Select the choices for Main Course items if available	<p>Other Choice</p> <input checked="" type="checkbox"/> -- Cucumber 3
	<p>Snack Choice</p> <input checked="" type="checkbox"/> Apple Sauce Brownie (\$0.80)	<p>Other Choice</p> <input checked="" type="checkbox"/> -- Green pepper 3	<p>Other Choice</p> <input checked="" type="checkbox"/> -- Pickles 3
		<p>Other Choice</p> <input checked="" type="checkbox"/> -- Mayo 3	<p>Other Choice</p> <input type="checkbox"/> -- Onions
		<p>Other Choice</p> <input type="checkbox"/> -- Ranch	<p>Other Choice</p> <input checked="" type="checkbox"/> -- Pickles
		<p>Other Choice</p> <input type="checkbox"/> -- Mustard	<p>Other Choice</p> <input checked="" type="checkbox"/> -- Mayo
		<p>Other Choice</p> <input type="checkbox"/> -- Thai Mayo	<p>Other Choice</p> <input type="checkbox"/> -- Ranch
		<p>Other Choice</p> <input type="checkbox"/> -- BBQ Sauce	<p>Other Choice</p> <input type="checkbox"/> -- Mustard
		<p>Other Choice</p> <input type="checkbox"/> Soup Bowl (\$2.50)	<p>Other Choice</p> <input type="checkbox"/> -- Thai Mayo
		<p>Other Choice</p> <input type="checkbox"/> 3 Cheese Pizza (\$2.95)	<p>Other Choice</p> <input type="checkbox"/> -- BBQ Sauce
		<p>Other Choice</p> <input type="checkbox"/> Pepperoni Pizza (\$2.95)	<p>Other Choice</p> <input type="checkbox"/> Soup Bowl (\$2.50)

Meal Card and Declining Balance Ordering

4b) Declining Balances and meal cards are kept track of at the unit. To order for additional children for this school, click on [Back to Children](#)

STEP 1: PERSONAL/BILLING INFORMATION

Meal Plan Holder Personal Details

Declining Balance Amount: *Optional - (Minimum amount is \$20.00)* [Back to Children](#)

Child	Amount
Randy Hill	\$ <input type="text"/>
Sarah Hill	\$ <input type="text"/>

Meal Cards: *Optional* [Back to Children](#)

Child	Selected Card
Randy Hill	10 Meal Card
Sarah Hill	10 Meal Card

Meal Selections [Back to Children](#)

Child	Total(\$)
Sarah Hill	\$4.65 Edit Meal Days

Parent Name




Email address

Please enter your email address again for confirmation

Contact Phone #

Would you like to receive coupons, specials, and money-saving offers from Dining Services ?
 Yes No

Billing Information

[<< BACK TO CHILDREN](#) [REVIEW/CONFIRM ORDER >>](#)

For Declining Balance/Open Cards
Enter the amount you wish to
have in the child's account

For Meal/Milk Cards
simply choose the card from
the drop down

Order totals will be shown
after billing information has been
filled out and you hit Review/Confirm Order

You will NOT be billed until you submit the
order on the final page.